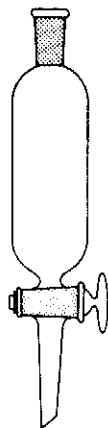


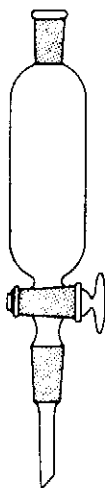


# FUNNELS



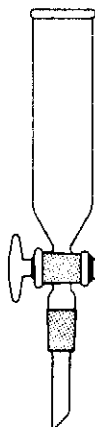
## Funnels, cylindrical, plain stem.

Code No.	Nominal capacity, ml	Socket size	Std. pack qty.
SFC 25	25	14/23	2
SFC 50	50	14/23	2
SFC 100	100	19/26	2
SFC 250	250	19/26	2
SFC 500	500	19/26	2



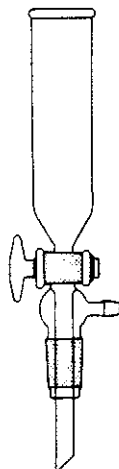
## Funnels, cylindrical (stem with cone).

Code No.	Capacity ml	Socket size	Cone size	Max. body dia. mm	Std. pack qty.
SFC 20/00	20	10/19	10/13	25	2
SFC 25/01	25	14/23	14/23	30	2
SFC 50/11	50	14/23	14/23	35	2
SFC 100/21	100	14/23	14/23	40	2
SFC 100/22	100	19/26	19/26	40	2
SFC 250/32	250	19/26	19/26	55	2
SFC 500/42	500	19/26	19/26	70	2
SFC 1L/62	1000	19/26	19/26	80	2



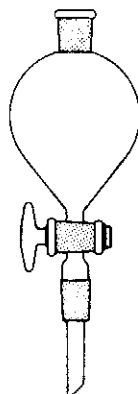
## Funnels, open top (stem with cone).

Code No.	Capacity ml	Cone size	Max. body dia. mm	Std. pack qty.
SFX 50/1	50	19/26	35	2
SFX 100/2	100	19/26	40	2
SFX 250/3	250	19/26	55	2



## Funnel, open top with outlet tube (stem with cone).

Code No.	Capacity ml	Cone size	Max. body dia. mm	Std. pack qty.
SFX 100/3	100	24/29	40	2



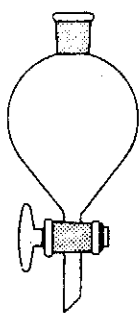
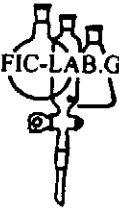
## Funnels, pear shape (stem with cone).

Code No.	Capacity ml	Socket size	Cone size mm	Max. body dia. mm	Std. pack qty.
SFP 25/1	25	14/23	14/23	40	2
SFP 50/1	50	14/23	14/23	50	2
SFP 50/2	50	19/26	19/26	50	2
SFP 100/1	100	14/23	14/23	60	2
SFP 100/2	100	19/26	19/26	60	2
SFP 250/1	250	14/23	14/23	85	2
SFP 250/2	250	19/26	19/26	85	2
SFP 500/2	500	19/26	19/26	100	2
SFP 500/3	500	24/29	24/29	100	2
SFP 1L/2	1000	19/26	19/26	135	1

\*N.B. P.T.F.E. taps fitted on request. — no price difference.

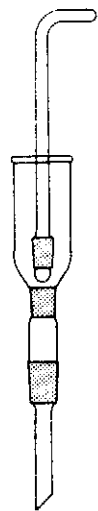
# FUNNELS

SCIENTIFIC-LAB. GLASS AB



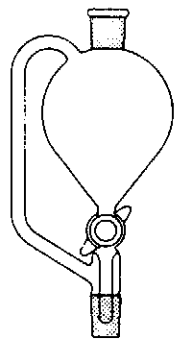
## Funnels, pear shape, plain stem.

Code No.	Nominal capacity ml	Socket size	Std. pack qty.
SFP 50	50	19/26	1
SFP 100	100	19/26	1
SFP 250	250	19/26	1
SFP 500	500	19/26	1
SFP 500/X	500	24/29	1
SFP 1L	1 Litre	24/29	1
SFP 1L/X	1 Litre	24/29	1



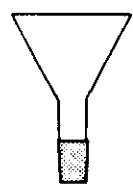
## Funnel, plug type (stem with cone).

Code No.	Capacity ml	Socket size	Cone size	Max. dia. mm	Std. pack qty.
SFK 50/1	50	10/19	19/26	40	2
PFK 50/1	—	—	10/19	—	5



## Funnels, pressure equalising.

Code No.	Capacity ml	Socket size	Cone size	Std. pack qty.
<b>Pear shape</b>				
EFP 100/22	100	19/26	19/26	1
EFP 100/32	100	24/29	19/26	1
EFP 100/44	100	29/32	29/32	1
EFP 250/32	250	24/29	19/26	1
EFP 250/33	250	24/29	24/29	1
EFP 250/44	250	29/32	29/32	1
EFP 250/55	250	34/35	34/35	1
EFP 250/66	250	40/38	40/38	1
<b>Cylindrical</b>				
EFC 500/32	500	24/29	19/26	1
EFC 500/33	500	24/29	24/29	1
EFC 500/44	500	29/32	29/32	1



## Funnels, solid addition.

Code No.	Cone size	Diameter mm	Std. pack qty.
PF/1	14/23	90	5
PF/2	19/26	90	5
PF/3	24/29	90	5
PF/4	29/32	90	5
PF/5	34/35	90	5

\*N.B. P.T.F.E. taps fitted on request — no price difference.