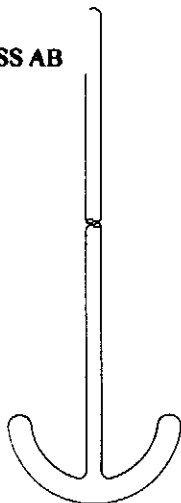


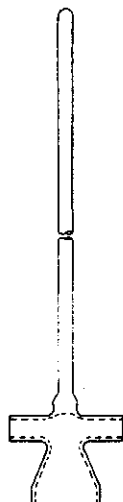


STIRRERS



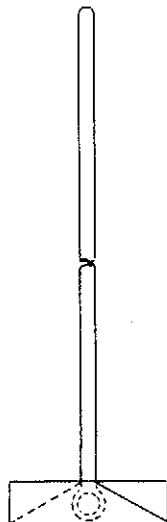
Stirrers, anchor.

Code No.	Shaft dia. mm	Shaft length mm	Smallest neck through which stirrer will pass	Blade width mm	Std. pack qty.
SRA 6/45	6	450	100 mm flat flange	95	5
SRA 6/60	6	600	100 mm flat flange	140	5
SRA 11/75	11	750	100 mm flat flange	140	5



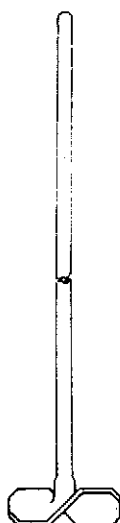
Stirrers, centrifugal.

Code No.	Shaft dia. mm	Shaft length mm	Smallest neck through which stirrer will pass	Width of arms mm	Std. pack qty.
SFT 6/60	6	600	55/44 socket	52	5
SFT 11/75	11	750	100 mm flat flange	92	1



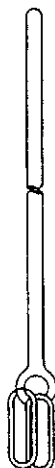
Stirrer, collapsible paddle.

Code No.	Shaft dia. mm	Shaft length mm	Smallest neck through which stirrer will pass	Extended blade width mm	Std. pack qty.
SCP 6/45	6	450	24/29 socket	70	5



Stirrers, fixed paddle.

Code No.	Shaft dia. mm	Shaft length mm	Smallest neck through which stirrer will pass	Blade width mm	Std. pack qty.
SFP 6/60	6	600	55/44 socket:	50	5
SFP 11/75	11	750	100 mm flat flange	80	1



Stirrers, link.

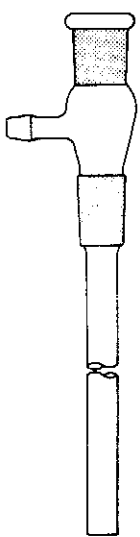
Code No.	Shaft dia. mm	Shaft length mm	Smallest neck through which stirrer will pass	Extended blade width mm	Std. pack qty.
SCL 6/45	6	450	24/29 socket	75	5
SCL 6/60	6	600	24/29 socket	75	5

STIRRERS



Stirrer glands, ground sleeve.

Code No.	To fit shaft mm	Cone size	Thread size	Std. pack qty.
Screw cap sleeve type				
ST 1/1	6	19/26	13	5
Replacement sleeve with screw cap to fit ST 1/1				
ST 1/2	6	—	13	2
Screw cap sleeve type				
ST 1/3	11	24/29	24	2
ST 1/4	11	29/32	24	2
Replacement sleeve with screw cap to fit ST 1/3 or ST 1/4				
ST 1/5	11	—	24	1



Stirrer guides.

Code No.	To fit shaft mm	Socket size	Cone size	Stem length mm	Std. pack qty.
ST 3/1	6	19/26	19/26	200	5
ST 3/2	11	24/29	24/29	350	2

Stoppers, both ends closed.



Code No.	Cone size	Std. pack qty.
ST 7	7/11	1
ST 10	10/19	20
ST 12	12/21	20
STC 14	14/15	20
ST 14	14/23	20
ST 19	19/26	20
STC 24	24/20	20
ST 24	24/29	20
ST 29	29/32	20
ST 34	34/35	20
ST 40	40/38	2
ST 45	45/40	2
ST 55	55/44	2